



OBAN HIGH SCHOOL DIGITAL LEARNING HELPSHEET

This sheet has been put together to allow you to help your child access all the different resources you will need to be able to access the school's online learning platform. Our aim is to ensure that your child will be able to keep up their education during these trying times.


What do I need?

Pupils will be able to access GLOW and Google classroom using the following devices

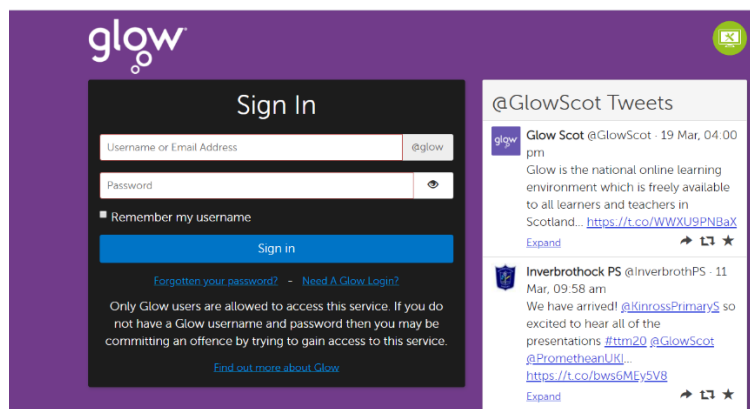
- PC/Laptop/Chromebook
- Ipad/Mobile Tablet
- Mobile Phone
- Games Console

To access GLOW – there is a video walk through of this process on the OHS YouTube channel

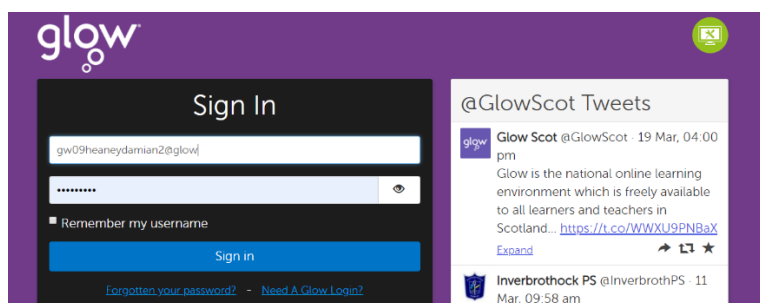
You must access the school website – there is a link on the bottom of the website to the GLOW log in page




When you click on this it will take you to the GLOW log in page



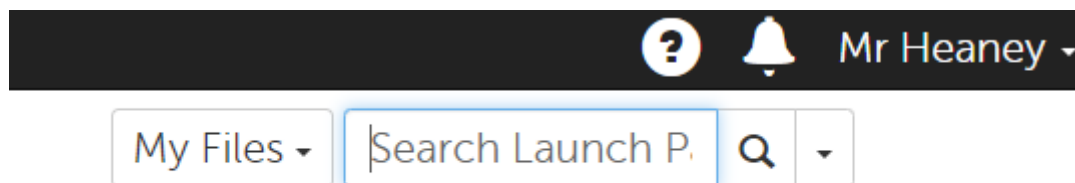
You should then enter your child's username and password (these have been given to the pupils during mytime – we have the ability to change passwords if required – contact your child's guidance teacher if there is an issue with the password




This will take them to their 'launch pad' – this is the access point to all of their classes and other resources available through GLOW



If Google Classroom does not appear and there a number of tiles appear they have not personalised their launch pad. It can still be found by typing **classroom** into the search bar in the top right of the screen



They should then use the mouse to click on the Google Classroom tile



This will take them to their Google Classroom page where they can now find all their classes

If you have any issue please contact – Damian.heaney@argyll-bute.gov.uk